

**IV**

## **Producción de energía eléctrica**

## IV. 1. PRODUCCION POR CUENCAS

P R O V I N C I A S	NUMERO DE CENTRALES			POTENCIA EXPRESADA EN KW			PRODUCCION EXPRESADA EN MMH		
	HIDR.	TERM.	TOTAL	HIDROELECTR.	TERMOELECTR.	TOTAL	HIDROELECTR.	TERMOELECTR.	TOTAL
<b>NORTE</b>									
SERVICIO PUBLICO	256	18	274	3.274.479	3.713.789	6.988.268	7.436.486	16.501.067	23.937.553
AUTOPRODUCTORAS	89	23	112	84.192	210.158	294.350	326.140	1.072.040	1.398.180
T O T A L	345	41	386	3.358.671	3.923.947	7.282.618	7.762.626	17.573.107	25.335.733
<b>DUERO</b>									
SERVICIO PUBLICO	106	2	108	2.088.886	423.000	2.511.886	5.169.284	2.102.227	7.271.511
AUTOPRODUCTORAS	35	11	46	19.546	51.173	70.519	35.802	64.267	100.069
T O T A L	141	13	154	2.108.432	474.173	2.582.605	5.205.086	2.166.494	7.371.580
<b>TAJO</b>									
SERVICIO PUBLICO	80	3	83	2.071.554	787.144	2.858.698	2.178.793	3.687.176	5.865.969
AUTOPRODUCTORAS	6	2	8	12.273	5.040	17.313	27.742	1.359	29.101
T O T A L	86	5	91	2.083.827	792.184	2.876.011	2.206.535	3.688.535	5.895.070
<b>GUADIANA</b>									
SERVICIO PUBLICO	17	3	20	163.501	592.120	755.621	141.407	2.696.077	2.837.484
AUTOPRODUCTORAS	0	3	3	0	31.165	31.165	0	129.010	129.010
T O T A L	17	6	23	163.501	623.285	786.786	141.407	2.825.087	2.966.494
<b>GUADALQUIVIR</b>									
SERVICIO PUBLICO	64	7	71	572.751	299.688	872.439	602.784	1.398.759	2.001.543
AUTOPRODUCTORAS	2	12	14	190	121.183	121.373	457	230.619	231.076
T O T A L	66	19	85	572.941	420.871	993.812	603.241	1.629.378	2.232.619
<b>SUR</b>									
SERVICIO PUBLICO	30	5	35	76.346	976.460	1.052.806	121.007	3.311.839	3.432.846
AUTOPRODUCTORAS	0	4	4	0	29.540	29.540	0	113.311	113.311
T O T A L	30	9	39	76.346	1.006.000	1.082.346	121.007	3.425.150	3.546.157
<b>SEGURA</b>									
SERVICIO PUBLICO	26	2	28	70.568	858.000	928.568	170.043	3.911.757	4.081.800
AUTOPRODUCTORAS	3	2	5	3.464	19.040	22.504	7.550	41.259	48.809
T O T A L	29	4	33	74.032	877.040	951.072	177.593	3.953.016	4.130.609
<b>JUCAR</b>									
SERVICIO PUBLICO	67	1	68	489.629	1.083.346	1.572.975	1.023.964	3.827.880	4.851.844
AUTOPRODUCTORAS	0	2	2	0	3.380	3.380	0	8.475	8.475
T O T A L	67	3	70	489.629	1.086.726	1.576.355	1.023.964	3.836.355	4.860.319
<b>EBRO</b>									
SERVICIO PUBLICO	226	4	230	2.517.003	861.500	3.378.503	7.812.236	5.143.599	12.955.835
AUTOPRODUCTORAS	38	17	55	296.270	50.750	347.020	911.496	112.400	1.023.896
T O T A L	266	21	287	2.813.273	912.250	3.725.523	8.723.732	5.255.999	13.979.731
<b>PIRINEOS</b>									
SERVICIO PUBLICO	69	15	84	175.032	2.444.338	2.619.370	396.638	9.181.731	9.578.369
AUTOPRODUCTORAS	102	9	111	36.284	49.181	85.465	79.660	127.007	206.667
T O T A L	171	24	195	211.316	2.493.519	2.704.835	476.298	9.308.738	9.785.036
<b>EXTRAPENINSULAR</b>									
SERVICIO PUBLICO	3	44	47	1.704	831.772	833.476	6.330	2.071.890	2.078.220
AUTOPRODUCTORAS	0	13	13	0	71.532	71.532	0	299.708	299.708
T O T A L	3	57	60	1.704	903.304	905.008	6.330	2.371.598	2.377.928
<b>TOTAL NACIONAL</b>									
SERVICIO PUBLICO	946	104	1,050	11,501,453	12,871,157	24,372,610	25,058,972	53,834,002	78,892,974
AUTOPRODUCTORAS	275	98	373	452,019	642,142	1,094,161	1,388,847	2,199,455	3,588,302
T O T A L	1,221	202	1,423	11,953,472	13,513,299	25,466,771	26,447,819	56,033,457	82,481,276

# IV.2. PRODUCCION POR PROVINCIAS


P R O V I N C I A S	NUMERO DE CENTRALES		POTENCIA EXPRESADA EN KW		PRODUCCION EXPRESADA EN MWH	
	HIDR.	TERM.	HIDROELECTR.	TERMOELECTR.	HIDROELECTR.	TERMOELECTR.
ALAVA	7	1	33.354	5.700	39.054	7.869
ALBACETE	32	0	38.268	0	84.281	0
ALICANTE	1	0	680	0	1.027	0
ALMERIA	3	1	847	105.000	105.847	584.519
AVILA	9	0	69.572	0	69.914	0
BADAJOZ	8	1	158.836	120	158.956	0
BALEARES	0	8	0	406.110	0	1.169.238
BARCELONA	96	17	91.124	1.969.881	2.061.005	5.746.979
BURGOS	21	4	31.947	474.850	506.797	2.963.883
CACERES	18	1	1.315.825	40	1.315.865	0
CADIZ	2	12	7.840	947.539	955.379	3.062.721
CASTELLON	8	1	48.688	1.083.346	1.132.034	3.827.880
CIUDAD REAL	5	3	2.726	274.000	276.726	1.309.175
CORDOBA	10	4	55.878	91.600	147.478	507.847
CORU/A, LA	52	2	193.547	502.000	695.547	1.139.276
CUENCA	28	0	143.779	0	143.779	0
GERONA	58	5	117.036	10.038	127.074	19.681
GRANADA	23	4	53.047	7.504	60.551	24.248
GUADALAJARA	29	1	297.037	160.000	457.037	1.134.700
GUIPUZCOA	73	10	24.266	231.781	256.047	1.129.038
HUELVA	1	3	425	399.165	399.590	1.667.297
HUESCA	49	0	780.634	0	780.634	0
JAEEN	26	2	173.590	8.004	181.594	12.896
LEON	53	7	271.166	1.081.950	1.353.116	5.213.516
LERIDA	96	1	1.179.812	1.000	1.180.812	3.331.779
LOGRO/O	23	1	27.754	360	28.114	141.565
LUGO	21	0	463.195	0	463.195	0
MADRID	10	2	69.333	5.040	74.373	1.359
MALAGA	19	6	112.511	130.400	242.911	501.974
MURCIA	20	4	37.928	877.040	914.968	3.953.016
NAVARRA	73	4	64.242	15.870	80.112	34.838
ORENSE	36	0	1.696.561	0	1.696.561	0
OVIEDO	56	7	563.970	1.285.675	1.849.645	6.474.251
PALANCIA	19	3	47.636	156.825	204.461	940.859
PALMAS, LAS	0	21	0	259.550	259.550	628.460
PONTEVEDRA	18	1	80.295	13.891	94.186	55.022
SALAMANCA	24	0	1.571.019	0	1.571.019	0
S. C. TENERIFE	3	19	1.704	206.729	208.433	495.503
SANTANDER	26	8	76.311	59.480	135.791	275.073
SEGOVIA	14	0	9.020	0	9.020	0
SEVILLA	10	7	271.396	117.739	389.135	287.335
SORIA	18	0	13.239	0	13.239	0
TARRAGONA	3	3	276.298	514.730	791.028	3.548.078
TERUEL	26	4	23.237	232.486	255.723	1.082.899
TOLEDO	11	1	264.890	627.104	891.994	2.552.476
VALENCIA	17	2	322.166	3.380	325.546	8.475
VALLADOLID	16	3	7.958	16.748	24.706	18.428
VIZCAYA	17	10	88.353	1.039.520	1.127.873	4.483.868
ZAMORA	11	2	416.004	7.400	423.404	6.611
ZARAGOZA	20	6	358.528	183.704	542.232	1.160.511
T O T A L E S	1.221	202	11.953.472	13.513.299	25.466.771	56.033.457
						82.481.276

IV. 3. DESGLOSE DE LA PRODUCCION TERMoeLECTRICA  
SEGUN LOS COMBUSTIBLES UTILIZADOS

COMBUSTIBLES CONSUMIDOS	NUMERO DE CENTRALES	POTENCIA EN 31 DE -KW-	INSTALADA EN 31 DE DICIEMBRE -KVA-	PRODUCCION BRUTA -MWH-
<b>S E R V I C I O P U B L I C O</b>				
CARBONES DE 4.500 Y MAS KCAL/KG .....	1	148.000	185.000	925.381
CARBONES DE MENOS DE 4.500 KCAL/KG .....	0	0	0	0
LIGNITOS .....	4	433.500	513.125	2.417.589
COMBUSTIBLES LIQUIDOS .....	67	7.609.635	9.472.802	26.642.674
COMBUSTIBLES SOLIDOS, LIQUIDOS Y GASEOSOS...	1	360.000	423.000	1.877.318
COMBUSTIBLES SOLIDOS Y LIQUIDOS .....	11	2.522.575	3.076.200	13.154.504
COMBUSTIBLES LIQUIDOS Y GASEOSOS .....	1	450.000	562.500	1.227.011
OTROS COMBUSTIBLES .....	2	20.108	25.135	45.810
<b>T O T A L E S</b> .....	<b>87</b>	<b>11.543.818</b>	<b>14.257.762</b>	<b>46.290.287</b>
<b>A U T O P R O D U C T O R A S</b>				
CARBONES DE 4.500 Y MAS KCAL/KG .....	1	1.800	3.000	1.361
CARBONES DE MENOS DE 4.500 KCAL/KG .....	0	0	0	0
LIGNITOS .....	0	0	0	0
COMBUSTIBLES LIQUIDOS .....	51	354.056	453.565	977.650
COMBUSTIBLES SOLIDOS, LIQUIDOS Y GASEOSOS...	2	14.040	17.550	41.241
COMBUSTIBLES SOLIDOS Y LIQUIDOS .....	3	133.800	167.850	869.770
COMBUSTIBLES LIQUIDOS Y GASEOSOS .....	7	53.910	69.000	196.802
OTROS COMBUSTIBLES .....	7	39.116	49.656	112.631
<b>T O T A L E S</b> .....	<b>71</b>	<b>596.722</b>	<b>760.621</b>	<b>2.199.455</b>
<b>T O T A L G E N E R A L</b>				
CARBONES DE 4.500 Y MAS KCAL/KG .....	2	149.800	188.000	926.742
CARBONES DE MENOS DE 4.500 KCAL/KG .....	0	0	0	0
LIGNITOS .....	4	433.500	513.125	2.417.589
COMBUSTIBLES LIQUIDOS .....	118	7.963.691	9.926.367	27.620.324
COMBUSTIBLES SOLIDOS, LIQUIDOS Y GASEOSOS...	3	374.040	440.550	1.918.559
COMBUSTIBLES SOLIDOS Y LIQUIDOS .....	14	2.656.375	3.244.050	14.024.274
COMBUSTIBLES LIQUIDOS Y GASEOSOS .....	8	503.910	631.500	1.423.813
OTROS COMBUSTIBLES .....	9	59.224	74.791	158.441
<b>T O T A L E S G E N E R A L E S</b> ...	<b>158</b>	<b>12.140.540</b>	<b>15.018.383</b>	<b>48.489.742</b>

C O M B U S T I B L E S   U T I L I Z A D O S

HULLA TONELADAS	ANTRACITA TONELADAS	LIGNITO TONELADAS	FUEL OIL TONELADAS	GAS OIL TONELADAS	GAS MILES M. C.	OTROS COMB. TONELADAS
184.985	268.318	0	2.260	460	0	0
0	0	0	0	0	0	0
0	0	2.495.715	485	1.861	0	0
0	0	0	6.392.868	36.618	0	994
360.169	0	0	194.912	0	1.182.798	0
3.593.005	1.698.480	644.260	596.908	3.502	0	0
0	0	0	132.735	217	160.887	0
0	0	0	0	0	0	10.146
-----	-----	-----	-----	-----	-----	-----
4.138.159	1.966.798	3.139.975	7.320.168	42.658	1.343.685	11.140
0	7.570	0	0	0	0	0
0	0	0	0	0	0	0
0	0	0	0	0	0	0
105	0	0	657.860	2.843	0	1.942
2.602	0	0	0	0	0	303.000
319.587	34.759	0	159.230	49	4.992	20.061
121	0	0	75.001	800	210.200	139
0	950	0	17.720	0	33.319	332.748
-----	-----	-----	-----	-----	-----	-----
322.415	43.279	0	919.811	3.692	248.511	657.890
184.985	275.888	0	2.260	460	0	0
0	0	0	0	0	0	0
0	0	2.495.715	485	1.861	0	0
105	0	0	7.050.728	39.461	0	2.936
362.771	0	0	194.912	0	1.182.798	303.000
3.912.592	1.733.239	644.260	756.138	3.551	4.992	20.061
121	0	0	207.736	1.017	371.087	139
0	950	0	17.720	0	33.319	342.894
-----	-----	-----	-----	-----	-----	-----
4.460.574	2.010.077	3.139.975	8.239.979	46.350	1.592.196	669.030



**V**

# **Distribución de la energía eléctrica**

## V. 1. CLASIFICACION DE LA ENERGIA DISTRIBUIDA POR SECTORES

SECTORES CONSUMIDORES	SERVICIO PUBLICO		AUTOPRODUCTORAS		TOTALES	
	NUMERO ABONADOS	ENERGIA MWH	NUMERO ABONADOS	ENERGIA MWH	NUMERO ABONADOS	ENERGIA MWH
1. AGRICULTURA Y GANADERIA .....	118.826	1.474.136	17	5.489	118.843	1.479.625
2. SILVICULTURA, CAZA Y PESCA .....	295	8.739	0	0	295	8.739
3. EXTRACCION DE CARBON Y LIGNITO .....	362	811.861	0	0	362	811.861
4. EXTRACCION DE PETROLEO BRUTO Y GAS NATURAL .....	6	86	1	6.000	7	6.086
5. OTRAS INDUSTRIAS EXTRACTIVAS .....	8.985	952.560	5	45.791	8.990	998.351
6. INDUSTRIAS DE LA ALIMENTACION, BEBIDAS Y TABACO .....	82.941	2.357.178	41	169.681	82.982	2.526.859
7. INDUSTRIAS TEXTILES .....	12.762	2.022.047	79	207.554	12.841	2.229.601
8. VESTIDOS Y OTROS ARTICULOS CONFECCIONADOS CON TEXTILES .....	8.446	171.660	3	1.050	8.449	172.710
9. CUERO Y CALZADO .....	5.785	169.546	0	0	5.785	169.546
10. MADERA, CORCHO Y MUEBLES .....	32.336	723.798	4	4.762	32.340	728.560
11. PASTAS DE PAPEL, PAPEL Y CARTON .....	2.727	1.702.225	23	425.594	2.750	2.127.819
12. IMPRENTAS, EDITORIALES E INDUSTRIAS AFINES .....	6.591	215.706	0	0	6.591	215.706
13. INDUSTRIAS DEL CAUCHO .....	957	661.061	2	231	959	661.292
14. INDUSTRIA QUIMICA .....	11.532	6.672.556	20	1.231.529	11.552	7.904.085
15. REFINERIAS DE PETROLEO .....	12	432.992	4	287.674	16	720.666
16. DERIVADOS DEL CARBON O DEL PETROLEO NO CLASIFICADOS EN OTRA PARTE .....	607	578.143	12	174.680	619	752.823
17. MATERIALES DE CONSTRUCCION Y AFINES .....	42.901	4.573.170	11	33.919	42.912	4.607.089
18. SIDERURGIA Y FUNDICION DE HIERRO Y ACERO .....	21.698	6.465.187	9	860.398	21.707	7.325.585
19. METALURGIA NO FERREA .....	11.325	3.528.254	4	233.948	11.329	3.762.202
20. MAQUINAS Y ARTICULOS METALICOS .....	49.505	1.610.253	6	10.493	49.511	1.620.746
21. CONSTRUCCION Y REPARACION DE MAQUINARIA APARATOS Y AP - TICULOS ELECTRICOS .....	50.100	1.228.453	0	0	50.100	1.228.453
22. CONSTRUCCION Y REPARACIONES NAVALES .....	2.572	337.525	0	0	2.572	337.525
23. CONSTRUCCION Y REPARACION DE OTROS MEDIOS DE TRANSPORTE .....	41.903	1.040.770	1	3.041	41.904	1.043.811
24. OTRAS INDUSTRIAS MANUFACTURERAS NO CLASIFICADAS EN OTRA PARTE .....	481.501	4.313.433	10	2.436	481.511	4.315.869
25. CONSTRUCCIONES Y OBRAS PUBLICAS .....	35.705	816.313	0	0	35.705	816.313
26. SERVICIOS PUBLICOS DE ELECTRICIDAD Y GAS .....	2.040	412.547	1	902	2.041	413.449
27. ABASTECIMIENTO DE AGUA .....	9.470	683.148	7	57.290	9.477	740.438
28. TRANSPORTES .....	1.368	1.495.199	0	0	1.368	1.495.199
29. ADMINISTRACION Y OTROS SERVICIOS PUBLICOS .....	36.716	1.004.780	2	3.607	36.718	1.008.387
30. COMERCIO Y OTROS SERVICIOS .....	2.049.748	5.218.189	31	151	2.049.779	5.218.340
31. ALUMBRADO PUBLICO .....	32.917	1.098.922	10	3.722	32.927	1.102.644
32. USOS DOMESTICOS .....	11.325.179	12.400.833	2.337	2.276	11.327.516	12.403.109
<b>T O T A L E S</b> .....	<b>14.487.818</b>	<b>65.181.270</b>	<b>2.640</b>	<b>3.772.218</b>	<b>14.490.458</b>	<b>68.953.488</b>
<b>OTRAS DISCRIMINACIONES</b>						
Aa CONSUMOS EN ZONAS DE BAJA DENSIDAD .....	2.910.806	2.951.153	200	430	2.911.006	2.951.583
Ba REGADIOS .....	37.306	1.025.888	0	0	37.306	1.025.888
Ca ELECTROQUIMICA .....	163	3.289.625	6	602.189	169	3.891.814
Da ELECTROMETALURGIA .....	364	5.646.716	1	231.837	365	5.878.553
Ea TRACCION ELECTRICA .....	148	1.049.053	0	0	148	1.049.053



V. 2. N° DE ABONADOS, POTENCIA CONTRATADA Y CONSUMO NETO POR TARIFAS.  
DATOS TOTALES

CONCEPTOS	NUMERO DE ABONADOS	POTENCIA CONTRATADA EN KW	CONSUMO NETO EN MW-H	POTENCIA POR ABONADO EN KW	CONSUMO POR ABONADO EN MW-H
<b>ALUMBRADO Y USOS DOMESTICOS</b>					
A0 BAJA UTILIZACION HASTA 650 W	456.342	229.937	71.180	0,50	0,16
A1 BAJA UTILIZACION HASTA 1500 W	4.778.717	5.438.990	3.040.094	1,14	0,64
A2 UTILIZACION NORMAL Y ELECTRIFICACION RURAL	6.042.135	13.216.451	9.144.820	2,19	1,51
A3 TANTO ALZADO, INCLUSO ALUMBRADO PUBLICO	59.126	14.295	45.675	0,24	0,77
B1 ALUMBRADO DE ESTABLECIMIENTOS INDEPENDIENTES DE VIVIENDAS	1.954.783	4.574.488	4.703.862	2,34	2,41
B2 ALUMBRADO PUBLICO	30.743	390.194	1.073.605	12,69	34,92
<b>INDUSTRIAL Y OTROS</b>					
C1 SIN DISCRIMINACION HORARIA	1.137.403	10.885.141	9.060.297	9,57	7,97
C2 CON DISCRIMINACION HORARIA	525	689.520	2.881.315	1.313,37	5.488,22
<b>ALTA TENSION</b>					
D1 HASTA 50 KW	5.500	393.936	554.208	71,62	100,77
D2 MAS DE 50 KW	24.678	9.948.278	26.974.411	403,12	1.093,05
E1 SERVICIOS PUBLICOS DE TRACCION	186	548.505	1.250.425	2.948,95	6.722,72
E2 USOS INDUSTRIALES ESPECIALES	91	1.024.420	6.905.763	11.257,36	75.887,51
<b>T O T A L E S</b>	<b>14.490.229</b>	<b>47.354.155</b>	<b>65.705.655</b>	<b>3,27</b>	<b>4,53</b>
<b>CONSUMO EN AUTOPRODUCTORAS</b>	<b>229</b>		<b>3.247.833</b>		<b>14.182,68</b>
<b>T O T A L E S</b>	<b>14.490.458</b>		<b>68.953.488</b>		<b>4,76</b>

### V. 3. 1. Número de abonados por tarifas y provincias

*CLAVE*	ALUMBRADO Y USOS DOMESTICOS					ALUMBRADO DE ESTABLECIMIENTOS INDUSTRIAL Y	
	RAJA	BAJA	UTILIZACION	TANTO ALZADO	ENTOS INDE-	ALUMBRADO	SIN
	UTILIZACION	UTILIZACION	NORMAL Y ELEC	INCLUSO	PENDIENTES DE	PUBLICO	DISCRIMINA-
*PROV.*	HASTA 650 W	HASTA 1.500 W	TRIFIC. RURAL	ALUM. PUBLICO	VIVIENDAS	B2	CON HORARIA
	AD	A1	A2	A3	B1		C1
* 1 * ALAVA	532	22.400	50.911	681	14.288	249	8.164
* 2 * ALBACETE	13.168	20.258	61.545	162	14.963	252	8.654
* 3 * ALICANTE	17.125	44.042	360.739	111	74.038	1.101	34.250
* 4 * ALMERIA	18.414	45.154	44.639	443	17.018	253	9.993
* 5 * AVILA	1.055	57.687	13.907	1.323	11.994	483	9.467
* 6 * BADAJOZ	16.058	129.644	31.463	1.895	21.491	240	16.196
* 7 * BALEARES	19.151	121.133	112.800	165	52.987	1.015	33.278
* 8 * BARCELONA	573	941.466	641.191	154	324.090	2.795	193.231
* 9 * BURGOS	1.250	27.240	94.472	1.414	27.265	1.123	11.430
* 10 * CACERES	9.757	51.892	32.588	1.218	15.284	272	6.933
* 11 * CADIZ	6.134	150.442	92.857	3.824	29.533	660	21.066
* 12 * CASTELLON	20.242	50.424	79.455	0	30.330	646	15.635
* 13 * CIUDAD REAL	182	111.286	25.416	712	20.340	197	12.606
* 14 * CORDOBA	39.603	91.583	53.323	1.268	25.487	312	27.838
* 15 * CORU/A, LA	31.663	57.547	184.110	6.918	46.841	147	20.900
* 16 * CUENCA	6.812	19.588	56.293	824	9.779	456	5.098
* 17 * GERONA	4.047	103.818	73.939	34	34.702	887	24.411
* 18 * GRANADA	23.197	78.880	105.608	297	23.038	447	18.188
* 19 * GUADALAJARA	622	25.067	27.456	430	7.220	471	3.883
* 20 * GUIPUZCOA	1.368	30.350	110.677	53	49.615	751	22.175
* 21 * HUELVA	2.682	45.074	73.250	722	13.826	342	9.690
* 22 * HUESCA	6.554	39.363	22.735	717	12.136	597	7.883
* 23 * JAEN	10.117	46.901	113.544	95	18.837	168	13.942
* 24 * LEON	273	17.025	136.458	3.642	22.708	956	24.449
* 25 * LERIDA	534	72.137	38.290	484	28.275	704	16.711
* 26 * LOGRO/O	1.877	28.006	51.596	452	21.603	445	8.989
* 27 * LUGO	1.204	39.002	65.115	246	13.609	150	7.358
* 28 * MADRID	15.460	388.301	913.557	400	250.282	1.384	109.179
* 29 * MALAGA	22.528	170.583	119.921	1.997	38.183	392	41.038
* 30 * MURCIA	24.085	39.878	192.510	0	47.479	917	20.658
* 31 * NAVARRA	4.485	56.342	71.878	1.481	28.197	823	12.016
* 32 * ORENSE	2.198	5.594	109.143	1.649	17.103	90	9.650
* 33 * OVIEDO	4.662	192.428	138.279	1.390	55.070	874	25.013
* 34 * PALENCIA	319	6.356	49.185	873	8.586	450	4.947
* 35 * PALMAS, LAS	20	130.257	38.555	1.175	16.931	132	7.302
* 36 * PONTEVEDRA	6.882	13.977	187.841	4.946	31.270	74	15.605
* 37 * SALAMANCA	7.724	39.783	64.196	171	20.649	521	9.577
* 38 * S. C. TENERIFE	0	129.831	35.539	269	17.927	109	8.086
* 39 * SANTANDER	18.142	26.164	108.709	457	27.538	465	26.550
* 40 * SEGOVIA	1.375	41.125	13.345	814	13.919	331	5.519
* 41 * SEVILLA	24.877	195.991	147.833	2.406	49.476	1.620	61.846
* 42 * SORIA	3.000	17.532	17.247	264	9.855	637	3.222
* 43 * TARRAGONA	1.383	144.209	54.899	0	39.041	807	29.022
* 44 * TERUEL	10.544	34.051	17.446	853	8.484	299	4.704
* 45 * TOLEDO	6.968	51.206	73.493	343	27.254	467	15.704
* 46 * VALENCIA	22.562	200.365	432.791	80	124.690	1.385	52.724
* 47 * VALLADOLID	1.146	25.190	106.951	2.037	20.790	606	15.957
* 48 * VIZCAYA	7.229	115.038	221.668	1.997	73.396	1.257	35.583
* 49 * ZAMORA	3.526	37.895	39.510	409	11.062	457	7.067
* 50 * ZARAGOZA	13.033	179.212	133.262	6.831	36.304	517	24.016
* * TOTALES	456.342	4.778.717	6.042.135	59.126	1.954.783	30.743	1.137.403

***** OTROS USOS *****										
***** ALTA TENSION *****				***** SERVICIOS PUBLICOS DE TRACCION *****		***** USOS INDUSTRIALES ESPECIALES *****		***** CONSUMOS AUTOPRODUCT. *****		
DISCRIMINACION HORARIA C2	HASTA 50 KW D1	MAS DE 50 KW D2	MAS DE 5.000 KW D3	E1	E2	TOTAL	TOTAL	TOTAL	TOTAL	CLAVE
7	23	321	0	6	0	97.582	1	97.583	1	
0	206	333	0	0	0	119.541	1	119.542	2	
0	216	1.562	0	0	0	533.186	0	533.186	3	
81	42	325	0	0	0	136.362	0	136.362	4	
0	4	35	0	1	0	95.956	0	95.956	5	
188	19	223	0	0	0	217.417	0	217.417	6	
0	2	146	0	2	5	340.684	0	340.684	7	
1	14	1.096	0	29	43	2.104.683	69	2.104.752	8	
0	5	247	0	4	0	164.450	4	164.454	9	
0	20	243	0	0	0	128.207	0	128.207	10	
6	66	241	0	2	0	304.831	6	304.837	11	
0	242	791	0	5	0	197.770	0	197.770	12	
1	300	530	0	2	0	171.572	2	171.574	13	
8	14	323	0	1	0	239.760	2	239.762	14	
9	58	494	0	2	3	348.692	3	348.695	15	
0	109	157	0	0	0	98.116	0	98.116	16	
28	1	161	0	8	0	242.036	8	242.044	17	
4	17	209	0	0	1	249.886	2	249.888	18	
0	199	143	0	0	0	65.491	3	65.494	19	
5	1	1.318	0	12	3	266.328	21	266.349	20	
12	16	125	0	0	2	145.741	2	145.743	21	
1	17	118	0	0	4	90.125	2	90.127	22	
2	27	249	0	1	1	203.884	1	203.885	23	
0	34	397	0	8	1	205.951	3	205.954	24	
0	6	83	0	0	0	157.224	9	157.233	25	
94	118	422	0	0	0	113.602	2	113.604	26	
0	5	162	0	1	0	126.852	0	126.852	27	
0	673	2.556	0	21	2	1.681.815	5	1.681.820	28	
4	56	272	0	2	0	394.976	1	394.977	29	
0	680	1.579	0	0	1	327.787	4	327.791	30	
11	421	693	0	0	1	176.348	16	176.364	31	
0	6	143	0	1	1	145.578	0	145.578	32	
17	27	538	0	9	4	418.311	1	418.312	33	
0	37	200	0	5	1	70.959	7	70.966	34	
0	0	0	0	0	0	194.372	5	194.377	35	
0	23	434	0	1	1	261.054	1	261.055	36	
0	11	419	0	0	0	143.051	4	143.055	37	
0	137	0	0	0	0	191.898	2	191.900	38	
17	56	154	0	2	3	208.257	9	208.266	39	
0	18	60	0	3	0	76.509	2	76.511	40	
20	18	600	0	0	0	484.687	2	484.689	41	
0	16	44	0	0	0	51.817	4	51.821	42	
0	1	129	0	12	1	269.504	1	269.505	43	
0	9	74	0	0	0	76.464	1	76.465	44	
0	323	567	0	1	0	186.326	1	186.327	45	
0	915	2.846	0	27	0	838.385	1	838.386	46	
0	70	556	0	2	5	173.310	5	173.315	47	
0	0	1.379	0	15	7	458.569	8	458.577	48	
0	10	118	0	0	0	100.064	3	100.067	49	
9	210	863	0	1	1	394.259	5	394.264	50	
*****										
525	5.500	24.678	0	186	91	14.490.229	229	14.490.458		

### V. 3. 2. Consumo neto de energía eléctrica por tarifas y provincias en MW-H


* CLAVE *	* ALUMBRADO Y USOS DOMESTICOS *				* ALUMBRADO DE ESTABLECIMIENTOS INDEPENDIENTES *		* INDUSTRIAL Y DISCRIMINACION HORARIA *	
	* BAJA UTILIZACION *		* BAJA UTILIZACION NORMAL Y ELECTRIFIC. RURAL *		* TANTO ALZADO INCLUSO *		* ALUMBRADO PUBLICO *	
	* HASTA 650 W AD *	* HASTA 1.500 W A1 *	* A2 *	* A3 *	* B1 *	* B2 *	* C1 *	* C2 *
* 1 * ALAVA	* 302 *	* 8.787 *	* 79.469 *	* 82 *	* 49.348 *	* 13.686 *	* 60.665 *	
* 2 * ALBACETE	* 650 *	* 7.544 *	* 68.556 *	* 95 *	* 19.018 *	* 8.891 *	* 41.572 *	
* 3 * ALICANTE	* 640 *	* 26.308 *	* 427.932 *	* 276 *	* 140.685 *	* 33.980 *	* 220.455 *	
* 4 * ALMERIA	* 3.215 *	* 25.134 *	* 36.989 *	* 4.809 *	* 20.841 *	* 2.889 *	* 75.445 *	
* 5 * AVILA	* 498 *	* 19.169 *	* 24.675 *	* 428 *	* 8.903 *	* 4.837 *	* 36.753 *	
* 6 * BADAJOZ	* 4.164 *	* 49.915 *	* 53.251 *	* 3.168 *	* 23.719 *	* 9.306 *	* 85.979 *	
* 7 * BALEARES	* 3.858 *	* 92.495 *	* 207.461 *	* 869 *	* 158.527 *	* 18.476 *	* 340.506 *	
* 8 * BARCELONA	* 627 *	* 698.711 *	* 1.026.848 *	* 338 *	* 958.641 *	* 187.146 *	* 2.618.796 *	
* 9 * BURGOS	* 341 *	* 10.630 *	* 83.026 *	* 126 *	* 27.945 *	* 11.489 *	* 79.521 *	
* 10 * CACERES	* 1.831 *	* 18.882 *	* 44.419 *	* 406 *	* 15.639 *	* 9.729 *	* 32.717 *	
* 11 * CADIZ	* 1.752 *	* 98.800 *	* 132.017 *	* 1.360 *	* 64.521 *	* 21.607 *	* 132.246 *	
* 12 * CASTELLON	* 968 *	* 32.156 *	* 92.140 *	* 0 *	* 48.510 *	* 16.968 *	* 67.385 *	
* 13 * CIUDAD REAL	* 35 *	* 54.376 *	* 60.875 *	* 35 *	* 32.043 *	* 13.187 *	* 74.787 *	
* 14 * CORDOBA	* 6.031 *	* 58.278 *	* 79.898 *	* 2.669 *	* 42.718 *	* 13.151 *	* 133.519 *	
* 15 * CORUÑA, LA	* 7.187 *	* 47.186 *	* 155.677 *	* 777 *	* 101.066 *	* 25.001 *	* 93.723 *	
* 16 * CUENCA	* 666 *	* 5.392 *	* 34.461 *	* 193 *	* 10.729 *	* 6.516 *	* 20.760 *	
* 17 * GERONA	* 927 *	* 96.316 *	* 114.559 *	* 164 *	* 95.700 *	* 17.423 *	* 309.377 *	
* 18 * GRANADA	* 3.206 *	* 37.781 *	* 100.808 *	* 714 *	* 42.629 *	* 13.018 *	* 101.566 *	
* 19 * GUADALAJARA	* 95 *	* 9.188 *	* 35.089 *	* 253 *	* 14.949 *	* 6.186 *	* 17.674 *	
* 20 * GUIPUZCOA	* 875 *	* 59.034 *	* 222.221 *	* 17 *	* 77.595 *	* 29.640 *	* 148.341 *	
* 21 * HUELVA	* 448 *	* 19.781 *	* 75.182 *	* 1.850 *	* 28.737 *	* 7.760 *	* 54.874 *	
* 22 * HUESCA	* 962 *	* 22.187 *	* 44.116 *	* 491 *	* 19.180 *	* 8.618 *	* 69.756 *	
* 23 * JAEN	* 2.784 *	* 19.170 *	* 112.560 *	* 2.975 *	* 35.326 *	* 12.166 *	* 97.894 *	
* 24 * LEON	* 50 *	* 6.967 *	* 94.550 *	* 5.455 *	* 25.373 *	* 15.880 *	* 70.570 *	
* 25 * LERIDA	* 101 *	* 53.973 *	* 68.146 *	* 2.554 *	* 43.926 *	* 13.177 *	* 201.624 *	
* 26 * LOGROÑO	* 590 *	* 15.659 *	* 84.799 *	* 69 *	* 23.692 *	* 8.751 *	* 67.042 *	
* 27 * LUGO	* 193 *	* 13.286 *	* 36.606 *	* 33 *	* 15.231 *	* 6.160 *	* 30.436 *	
* 28 * MADRID	* 970 *	* 327.011 *	* 2.150.289 *	* 30 *	* 1.030.264 *	* 104.772 *	* 1.006.688 *	
* 29 * MALAGA	* 3.637 *	* 100.109 *	* 173.801 *	* 2.881 *	* 102.151 *	* 21.936 *	* 251.256 *	
* 30 * MURCIA	* 1.109 *	* 22.808 *	* 187.039 *	* 0 *	* 87.614 *	* 41.148 *	* 110.293 *	
* 31 * NAVARRA	* 2.271 *	* 38.591 *	* 156.639 *	* 102 *	* 82.185 *	* 22.073 *	* 92.306 *	
* 32 * ORENSE	* 405 *	* 3.991 *	* 64.965 *	* 650 *	* 19.905 *	* 12.101 *	* 33.729 *	
* 33 * OVIEDO	* 1.832 *	* 95.012 *	* 133.293 *	* 3.430 *	* 117.613 *	* 32.713 *	* 149.485 *	
* 34 * PALENCIA	* 106 *	* 7.843 *	* 34.916 *	* 105 *	* 9.077 *	* 5.730 *	* 23.518 *	
* 35 * PALMAS, LAS	* 35 *	* 129.711 *	* 54.095 *	* 826 *	* 67.092 *	* 4.740 *	* 157.690 *	
* 36 * PONTEVEDRA	* 1.425 *	* 12.944 *	* 165.157 *	* 395 *	* 84.452 *	* 25.794 *	* 72.574 *	
* 37 * SALAMANCA	* 1.263 *	* 10.212 *	* 86.013 *	* 77 *	* 18.584 *	* 9.437 *	* 44.032 *	
* 38 * S. C. TENERIFE	* 0 *	* 86.757 *	* 31.497 *	* 1.165 *	* 55.248 *	* 4.401 *	* 125.107 *	
* 39 * SANTANDER	* 1.186 *	* 15.314 *	* 111.616 *	* 86 *	* 54.612 *	* 16.229 *	* 123.505 *	
* 40 * SEGOVIA	* 388 *	* 16.571 *	* 35.157 *	* 974 *	* 13.707 *	* 6.626 *	* 31.415 *	
* 41 * SEVILLA	* 3.747 *	* 133.014 *	* 259.957 *	* 1.442 *	* 124.850 *	* 33.797 *	* 321.315 *	
* 42 * SORIA	* 462 *	* 4.689 *	* 21.204 *	* 62 *	* 7.315 *	* 5.559 *	* 24.432 *	
* 43 * TARRAGONA	* 161 *	* 98.055 *	* 73.622 *	* 0 *	* 79.181 *	* 17.652 *	* 255.986 *	
* 44 * TERUEL	* 1.431 *	* 13.500 *	* 17.753 *	* 705 *	* 7.824 *	* 5.945 *	* 31.032 *	
* 45 * TOLEDO	* 311 *	* 25.953 *	* 101.924 *	* 19 *	* 38.416 *	* 13.841 *	* 81.866 *	
* 46 * VALENCIA	* 1.098 *	* 131.837 *	* 650.943 *	* 704 *	* 283.886 *	* 62.047 *	* 326.354 *	
* 47 * VALLADOLID	* 276 *	* 12.794 *	* 162.823 *	* 294 *	* 35.866 *	* 15.773 *	* 98.562 *	
* 48 * VIZCAYA	* 3.192 *	* 55.952 *	* 500.198 *	* 326 *	* 115.964 *	* 36.571 *	* 212.858 *	
* 49 * ZAMORA	* 1.051 *	* 8.267 *	* 46.827 *	* 110 *	* 8.908 *	* 6.230 *	* 28.960 *	
* 50 * ZARAGOZA	* 1.828 *	* 86.054 *	* 328.762 *	* 1.486 *	* 113.957 *	* 32.852 *	* 173.351 *	
* * TOTALES	* 71.180 *	* 3.040.094 *	* 9.144.820 *	* 45.675 *	* 4.703.862 *	* 1.073.605 *	* 9.060.297 *	

*****												
OTROS USOS			ALTA TENSION			SERVICIOS PUBLICOS		USOS INDUSTRIALES		CONSUMOS		*CLAVE*
DISCRIMINACION HORARIA C2	HASTA 50 KW D1	MAS DE 50 KW D2	MAS DE 5.000 KW D3		DE TRACCION E1	INDUSTRIALES ESPECIALES F2	T O T A L	AUTOPRODUCT.	T O T A L E S		*PROV.*	
*****												
493.174	2.200	500.351	0	37.137	0	1.245.201	7.869	1.253.070	1			
0	4.088	114.168	0	0	0	264.582	161	264.743	2			
0	10.038	712.358	0	0	0	1.572.672	0	1.572.672	3			
179	1.766	114.923	0	0	0	286.190	0	286.190	4			
0	810	18.188	0	33.423	0	147.684	0	147.684	5			
7.555	815	113.404	0	0	0	351.276	0	351.276	6			
0	225	98.013	0	769	9.942	932.141	0	932.141	7			
9.034	1.164	3.130.824	0	212.156	451.663	9.295.948	145.237	9.441.185	8			
0	5.289	309.640	0	39.019	0	567.026	62.160	629.186	9			
0	326	60.542	0	0	0	184.491	0	184.491	10			
108.897	18.501	275.072	0	660	0	855.433	136.423	991.856	11			
0	11.193	483.548	0	16.090	0	768.958	0	768.958	12			
10	8.122	425.654	0	30.628	0	699.752	304.077	1.003.829	13			
127.386	8.516	214.302	0	22.054	0	708.522	10.537	719.059	14			
58	2.194	775.417	0	1.897	1.445.411	2.655.594	211.032	2.866.626	15			
0	3.162	96.462	0	0	0	178.341	0	178.341	16			
1.311	17	434.794	0	32.157	0	1.092.745	38.933	1.131.678	17			
54.160	504	112.992	0	0	5.179	472.557	21.647	494.204	18			
0	4.460	165.452	0	1.471	0	254.817	2.633	257.450	19			
73.829	4.316	2.401.813	0	56.895	34.820	3.109.396	95.377	3.204.773	20			
709.803	27.742	160.065	0	0	173.547	1.259.789	99.643	1.359.432	21			
143	1.109	101.327	0	0	708.623	976.212	591.305	1.567.517	22			
72.870	940	218.266	0	28.096	76.606	679.653	11.600	691.253	23			
0	1.954	345.547	0	60.353	68.315	695.024	20.091	715.115	24			
0	961	139.130	0	0	0	523.592	8.150	531.742	25			
7.884	4.297	93.441	0	0	0	306.224	197	306.421	26			
0	4.844	109.265	0	11.025	0	227.079	0	227.079	27			
0	38.125	2.476.834	0	286.263	2.333	7.423.579	17.706	7.441.285	28			
151.064	5.053	243.355	0	1.798	0	1.057.041	808	1.057.849	29			
0	23.657	851.373	0	0	109.878	1.434.919	42.235	1.477.154	30			
248.025	11.077	550.685	0	0	20	1.203.974	69.980	1.273.954	31			
0	276	62.065	0	4.766	101.503	304.356	0	304.356	32			
9.032	42.540	2.204.940	0	65.388	2.248.187	5.103.465	622.746	5.726.211	33			
0	1.039	168.851	0	46.274	166.245	458.704	46.668	505.372	34			
0	0	0	0	0	0	414.189	93.833	508.022	35			
0	1.190	368.745	0	1.098	65.924	799.698	49.799	849.497	36			
0	105	79.787	0	0	0	249.510	396	249.906	37			
0	7.287	0	0	0	0	311.462	94.364	405.826	38			
267.641	222.108	481.504	0	31.451	386.119	1.711.371	271.813	1.983.184	39			
0	2.237	46.053	0	26.874	0	180.002	146	180.148	40			
419.641	843	536.183	0	0	0	1.834.789	10.753	1.845.542	41			
0	405	44.549	0	0	0	108.677	207	108.884	42			
0	16	580.991	0	40.286	204.230	1.350.180	6.000	1.356.180	43			
0	16.888	31.959	0	0	0	127.037	1.258	128.295	44			
0	7.693	495.901	0	45.404	0	811.328	7.489	818.817	45			
0	33.802	1.470.133	0	19.779	0	2.980.183	8.475	2.988.658	46			
0	2.617	664.292	0	53.793	514.566	1.561.656	18.665	1.580.321	47			
0	0	3.258.234	0	39.214	128.387	4.360.896	48.126	4.409.022	48			
0	244	49.848	0	0	0	150.445	7.194	157.639	49			
119.619	7.453	583.471	0	4.197	4.265	1.457.295	62.100	1.519.395	50			
*****												
2.881.315	554.208	26.974.411	0	1.250.425	6.905.763	65.705.655	3.247.833	68.953.488				

### V. 3.3. Potencia contratada por tarifas y provincias en KW


*****									
* * * * * ALUMBRADO Y USOS DOMESTICOS * * * * * ALUMBRADO DE * * * * * ESTABLECIMIENTOS * * * * *									
*CLAVE*	*P R O V I N C I A S*	* BAJA * * UTILIZACION * * HASTA 650 W * * AD *	* BAJA * * UTILIZACION * * HASTA 1.500 W * * A1 *	* UTILIZACION * * NORMAL Y ELEC * * TRIFIC. RURAL * * A2 *	* TANTO ALZADO * * INCLUSO * * ALUM. PUBLICO * * A3 *	* ENTOS INDE- * * PENDIENTES DE * * VIVIENDAS * * B1 *	* ALUMBRADO PUBLICO * * B2 *		
*****									
* 1 *	* ALAVA *	* 339 *	* 23.470 *	* 142.656 *	* 22 *	* 47.584 *	* 4.425 *		
* 2 *	* ALBACETE *	* 4.395 *	* 16.655 *	* 80.283 *	* 35 *	* 25.405 *	* 3.413 *		
* 3 *	* ALICANTE *	* 4.578 *	* 45.607 *	* 470.973 *	* 92 *	* 170.584 *	* 16.334 *		
* 4 *	* ALMERIA *	* 11.165 *	* 43.014 *	* 72.410 *	* 1.267 *	* 28.463 *	* 4.098 *		
* 5 *	* AVILA *	* 914 *	* 95.298 *	* 36.080 *	* 188 *	* 15.752 *	* 1.912 *		
* 6 *	* BADAJOZ *	* 10.333 *	* 135.556 *	* 73.057 *	* 1.150 *	* 33.393 *	* 3.465 *		
* 7 *	* BALEARES *	* 10.560 *	* 124.697 *	* 374.720 *	* 248 *	* 172.736 *	* 12.186 *		
* 8 *	* BARCELONA *	* 1.576 *	* 1.159.356 *	* 1.834.911 *	* 113 *	* 749.734 *	* 36.866 *		
* 9 *	* BURGOS *	* 691 *	* 25.450 *	* 149.060 *	* 42 *	* 43.858 *	* 4.873 *		
* 10 *	* CACERES *	* 5.208 *	* 50.835 *	* 72.081 *	* 135 *	* 26.232 *	* 4.269 *		
* 11 *	* CADIZ *	* 3.573 *	* 191.383 *	* 234.290 *	* 409 *	* 57.795 *	* 7.847 *		
* 12 *	* CASTELLON *	* 5.473 *	* 58.358 *	* 139.446 *	* 0 *	* 63.450 *	* 6.969 *		
* 13 *	* CIUDAD REAL *	* 109 *	* 110.145 *	* 55.770 *	* 13 *	* 37.701 *	* 3.224 *		
* 14 *	* CORDOBA *	* 17.507 *	* 77.193 *	* 105.477 *	* 729 *	* 48.351 *	* 4.821 *		
* 15 *	* CORU/A, LA *	* 20.790 *	* 72.300 *	* 322.229 *	* 262 *	* 112.722 *	* 10.339 *		
* 16 *	* CUENCA *	* 2.908 *	* 16.414 *	* 52.813 *	* 65 *	* 14.828 *	* 2.196 *		
* 17 *	* GERONA *	* 1.943 *	* 126.178 *	* 203.071 *	* 70 *	* 90.621 *	* 4.993 *		
* 18 *	* GRANADA *	* 10.042 *	* 58.462 *	* 212.710 *	* 191 *	* 47.834 *	* 3.645 *		
* 19 *	* GUADALAJARA *	* 81 *	* 36.966 *	* 39.892 *	* 130 *	* 21.006 *	* 3.199 *		
* 20 *	* GUIPUZCOA *	* 887 *	* 79.940 *	* 297.809 *	* 5 *	* 97.827 *	* 11.765 *		
* 21 *	* HUELVA *	* 1.539 *	* 53.904 *	* 138.974 *	* 908 *	* 26.161 *	* 2.763 *		
* 22 *	* HUESCA *	* 3.423 *	* 34.357 *	* 79.484 *	* 137 *	* 20.962 *	* 2.651 *		
* 23 *	* JAEN *	* 4.830 *	* 42.394 *	* 182.757 *	* 610 *	* 37.519 *	* 3.866 *		
* 24 *	* LEON *	* 154 *	* 18.762 *	* 195.595 *	* 1.837 *	* 42.350 *	* 10.472 *		
* 25 *	* LERIDA *	* 244 *	* 90.313 *	* 92.044 *	* 856 *	* 48.270 *	* 4.975 *		
* 26 *	* LOGRO/O *	* 1.157 *	* 25.366 *	* 123.017 *	* 19 *	* 37.182 *	* 4.221 *		
* 27 *	* LUGO *	* 621 *	* 34.636 *	* 92.231 *	* 10 *	* 23.276 *	* 2.392 *		
* 28 *	* MADRID *	* 5.033 *	* 534.006 *	* 2.346.048 *	* 10 *	* 840.568 *	* 56.844 *		
* 29 *	* MALAGA *	* 9.409 *	* 224.979 *	* 235.163 *	* 736 *	* 72.716 *	* 8.642 *		
* 30 *	* MURCIA *	* 7.493 *	* 48.079 *	* 212.307 *	* 0 *	* 105.648 *	* 20.528 *		
* 31 *	* NAVARRA *	* 3.790 *	* 56.611 *	* 217.318 *	* 67 *	* 82.228 *	* 10.754 *		
* 32 *	* ORENSE *	* 1.082 *	* 5.762 *	* 164.696 *	* 261 *	* 30.816 *	* 4.156 *		
* 33 *	* OVIEDO *	* 4.341 *	* 236.035 *	* 408.006 *	* 999 *	* 120.950 *	* 11.980 *		
* 34 *	* PALENCIA *	* 192 *	* 6.184 *	* 64.884 *	* 40 *	* 14.515 *	* 2.860 *		
* 35 *	* PALMAS, LAS *	* 65 *	* 192.248 *	* 91.366 *	* 275 *	* 47.438 *	* 927 *		
* 36 *	* PONTEVEDRA *	* 4.559 *	* 15.508 *	* 358.700 *	* 132 *	* 88.114 *	* 6.820 *		
* 37 *	* SALAMANCA *	* 4.531 *	* 34.048 *	* 110.642 *	* 28 *	* 32.640 *	* 3.304 *		
* 38 *	* S. C. TENERIFE *	* 0 *	* 174.676 *	* 70.222 *	* 388 *	* 55.062 *	* 1.197 *		
* 39 *	* SANTANDER *	* 17.818 *	* 26.597 *	* 224.644 *	* 28 *	* 49.249 *	* 5.213 *		
* 40 *	* SEGOVIA *	* 936 *	* 59.460 *	* 34.185 *	* 308 *	* 17.273 *	* 3.113 *		
* 41 *	* SEVILLA *	* 15.484 *	* 215.632 *	* 319.646 *	* 411 *	* 97.601 *	* 11.645 *		
* 42 *	* SORIA *	* 1.706 *	* 15.062 *	* 34.700 *	* 16 *	* 12.998 *	* 2.153 *		
* 43 *	* TARRAGONA *	* 389 *	* 190.986 *	* 134.869 *	* 0 *	* 77.117 *	* 8.076 *		
* 44 *	* TERUEL *	* 5.865 *	* 33.237 *	* 35.311 *	* 141 *	* 12.728 *	* 1.021 *		
* 45 *	* TOLEDO *	* 2.145 *	* 72.785 *	* 114.087 *	* 6 *	* 54.749 *	* 4.031 *		
* 46 *	* VALENCIA *	* 6.666 *	* 213.527 *	* 757.594 *	* 101 *	* 325.357 *	* 23.628 *		
* 47 *	* VALLADOLID *	* 671 *	* 26.307 *	* 195.286 *	* 82 *	* 42.702 *	* 10.687 *		
* 48 *	* VIZCAYA *	* 4.337 *	* 84.588 *	* 572.532 *	* 349 *	* 134.020 *	* 1.964 *		
* 49 *	* ZAMORA *	* 2.016 *	* 29.949 *	* 50.379 *	* 64 *	* 14.890 *	* 2.748 *		
* 50 *	* ZARAGOZA *	* 6.369 *	* 125.715 *	* 590.026 *	* 310 *	* 103.513 *	* 8.744 *		
*****									
* * * * *	* TOTALES *	* 229.937 *	* 5.438.990 *	* 13.216.451 *	* 14.295 *	* 4.574.488 *	* 390.194 *		
*****									

* INDUSTRIAL Y OTROS USOS *		* ALTA TENSION *			* SERVICIOS PUBLICOS *		* USOS INDUSTRIALES *		* T O T A L *
* SIN DISCRIMINACION HORARIA *	* DISCRIMINACION HORARIA *	* HASTA 50 KW D1 *	* MAS DE 50 KW D2 *	* MAS DE 5.000 KW D3 *	* TRACCION E1 *	* DE TRACCION E2 *	* ESPECIALES *	* T O T A L *	
* 97.319 *	* 114.080 *	* 1.158 *	* 164.915 *	* 0 *	* 21.828 *	* 0 *	* 0 *	* 617.796 *	
* 56.659 *	* 0 *	* 3.479 *	* 55.870 *	* 0 *	* 0 *	* 0 *	* 0 *	* 246.194 *	
* 313.816 *	* 0 *	* 8.565 *	* 359.219 *	* 0 *	* 0 *	* 0 *	* 0 *	* 1.389.768 *	
* 89.371 *	* 50 *	* 2.125 *	* 68.610 *	* 0 *	* 0 *	* 0 *	* 0 *	* 317.573 *	
* 57.153 *	* 0 *	* 154 *	* 5.987 *	* 0 *	* 10.000 *	* 0 *	* 0 *	* 213.438 *	
* 124.305 *	* 3.729 *	* 609 *	* 67.632 *	* 0 *	* 0 *	* 0 *	* 0 *	* 453.229 *	
* 427.931 *	* 0 *	* 53 *	* 55.501 *	* 0 *	* 849 *	* 3.284 *	* 0 *	* 1.182.765 *	
* 2.426.596 *	* 2.688 *	* 521 *	* 1.046.411 *	* 0 *	* 106.151 *	* 69.989 *	* 0 *	* 7.434.912 *	
* 116.607 *	* 0 *	* 4.441 *	* 111.235 *	* 0 *	* 27.380 *	* 0 *	* 0 *	* 483.637 *	
* 62.893 *	* 0 *	* 653 *	* 46.621 *	* 0 *	* 0 *	* 0 *	* 0 *	* 268.927 *	
* 163.461 *	* 20.806 *	* 3.703 *	* 117.918 *	* 0 *	* 515 *	* 0 *	* 0 *	* 791.700 *	
* 85.805 *	* 0 *	* 7.961 *	* 200.545 *	* 0 *	* 14.800 *	* 0 *	* 0 *	* 582.807 *	
* 98.814 *	* 2 *	* 6.078 *	* 175.602 *	* 0 *	* 14.100 *	* 0 *	* 0 *	* 501.558 *	
* 201.341 *	* 28.245 *	* 1.022 *	* 78.743 *	* 0 *	* 10.300 *	* 0 *	* 0 *	* 573.729 *	
* 156.394 *	* 14 *	* 2.729 *	* 286.852 *	* 0 *	* -2.776 *	* 189.900 *	* 0 *	* 1.177.307 *	
* 32.050 *	* 0 *	* 2.182 *	* 45.263 *	* 0 *	* 0 *	* 0 *	* 0 *	* 168.719 *	
* 245.566 *	* 1.500 *	* 49 *	* 123.229 *	* 0 *	* 17.604 *	* 0 *	* 0 *	* 814.824 *	
* 139.728 *	* 14.478 *	* 720 *	* 48.400 *	* 0 *	* 0 *	* 912 *	* 0 *	* 547.122 *	
* 25.756 *	* 0 *	* 4.227 *	* 53.255 *	* 0 *	* 0 *	* 0 *	* 0 *	* 184.512 *	
* 224.477 *	* 14.483 *	* 3.000 *	* 819.338 *	* 0 *	* 28.358 *	* 6.749 *	* 0 *	* 1.584.638 *	
* 75.127 *	* 138.498 *	* 7.893 *	* 91.592 *	* 0 *	* 0 *	* 27.884 *	* 0 *	* 565.243 *	
* 79.550 *	* 119 *	* 612 *	* 31.915 *	* 0 *	* 0 *	* 128.980 *	* 0 *	* 382.190 *	
* 125.926 *	* 11.300 *	* 723 *	* 72.770 *	* 0 *	* 10.200 *	* 10.340 *	* 0 *	* 503.235 *	
* 138.499 *	* 0 *	* 1.122 *	* 127.828 *	* 0 *	* 26.066 *	* 12.000 *	* 0 *	* 574.685 *	
* 187.629 *	* 0 *	* 190 *	* 54.224 *	* 0 *	* 0 *	* 0 *	* 0 *	* 478.745 *	
* 101.993 *	* 1.854 *	* 2.609 *	* 58.324 *	* 0 *	* 0 *	* 0 *	* 0 *	* 355.742 *	
* 46.855 *	* 0 *	* 2.650 *	* 38.109 *	* 0 *	* 6.000 *	* 0 *	* 0 *	* 246.780 *	
* 1.281.214 *	* 0 *	* 25.804 *	* 1.153.415 *	* 0 *	* 60.740 *	* 22.456 *	* 0 *	* 6.326.138 *	
* 330.204 *	* 35.700 *	* 4.112 *	* 85.118 *	* 0 *	* 5.368 *	* 0 *	* 0 *	* 1.012.147 *	
* 172.149 *	* 0 *	* 20.514 *	* 349.988 *	* 0 *	* 0 *	* 15.506 *	* 0 *	* 952.212 *	
* 146.545 *	* 70.272 *	* 10.250 *	* 204.644 *	* 0 *	* 0 *	* 64 *	* 0 *	* 802.543 *	
* 70.716 *	* 0 *	* 172 *	* 36.966 *	* 0 *	* 2.383 *	* 13.950 *	* 0 *	* 330.960 *	
* 228.250 *	* 8.088 *	* 13.735 *	* 653.031 *	* 0 *	* 36.353 *	* 283.980 *	* 0 *	* 2.005.728 *	
* 41.305 *	* 0 *	* 1.154 *	* 93.235 *	* 0 *	* 21.958 *	* 24.515 *	* 0 *	* 270.842 *	
* 88.781 *	* 0 *	* 0 *	* 0 *	* 0 *	* 0 *	* 0 *	* 0 *	* 411.100 *	
* 130.779 *	* 0 *	* 886 *	* 147.382 *	* 0 *	* 584 *	* 9.680 *	* 0 *	* 763.144 *	
* 80.029 *	* 0 *	* 229 *	* 53.060 *	* 0 *	* 0 *	* 0 *	* 0 *	* 318.511 *	
* 57.490 *	* 0 *	* 4.944 *	* 0 *	* 0 *	* 0 *	* 0 *	* 0 *	* 363.979 *	
* 159.533 *	* 47.932 *	* 180.897 *	* 129.015 *	* 0 *	* 14.676 *	* 66.164 *	* 0 *	* 921.766 *	
* 42.688 *	* 0 *	* 684 *	* 9.175 *	* 0 *	* 8.961 *	* 0 *	* 0 *	* 176.783 *	
* 494.220 *	* 144.402 *	* 610 *	* 248.395 *	* 0 *	* 0 *	* 0 *	* 0 *	* 1.548.046 *	
* 32.397 *	* 0 *	* 335 *	* 13.549 *	* 0 *	* 0 *	* 0 *	* 0 *	* 112.916 *	
* 251.486 *	* 0 *	* 50 *	* 140.268 *	* 0 *	* 31.726 *	* 36.054 *	* 0 *	* 861.021 *	
* 39.133 *	* 0 *	* 14.085 *	* 17.653 *	* 0 *	* 0 *	* 0 *	* 0 *	* 159.174 *	
* 126.091 *	* 0 *	* 7.164 *	* 168.036 *	* 0 *	* 8.000 *	* 0 *	* 0 *	* 557.094 *	
* 467.880 *	* 0 *	* 30.556 *	* 694.341 *	* 0 *	* 20.271 *	* 0 *	* 0 *	* 2.539.921 *	
* 144.516 *	* 0 *	* 2.527 *	* 174.041 *	* 0 *	* 22.157 *	* 78.607 *	* 0 *	* 697.583 *	
* 313.205 *	* 0 *	* 0 *	* 894.795 *	* 0 *	* 16.961 *	* 22.406 *	* 0 *	* 2.045.157 *	
* 48.714 *	* 0 *	* 206 *	* 28.767 *	* 0 *	* 0 *	* 0 *	* 0 *	* 177.733 *	
* 236.195 *	* 31.280 *	* 5.794 *	* 247.496 *	* 0 *	* 1.440 *	* 1.000 *	* 0 *	* 1.357.882 *	
* 10.885.141 *	* 689.520 *	* 393.936 *	* 9.948.278 *	* 0 *	* 548.505 *	* 1.024.420 *	* 0 *	* 47.354.155 *	











SERVICIO DE PUBLICACIONES  
MINISTERIO DE INDUSTRIA Y ENERGIA